


SF16 Tunable White Silicone LED Linear Flex

SF16-24V-2835-120-DW

Specification

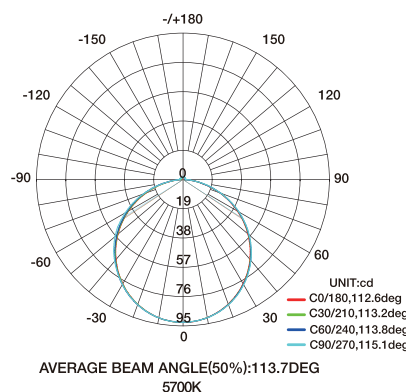
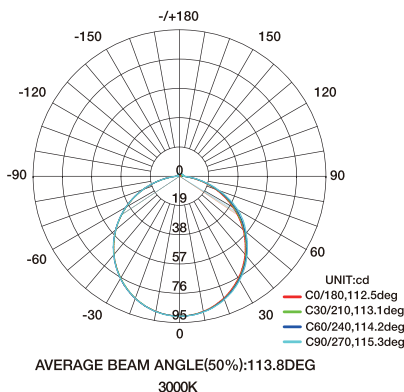


Technical Parameters

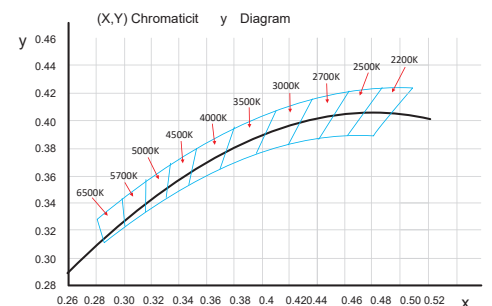
Electrical	
Input Voltage	24V DC
Power Consumption	12W/m
Physical	
LED Count	120 LEDs/m
Cutting Unit	12 LEDs
Cutting Unit Length	100mm
Minimum Bend Diameter	120mm
Output	
LED Light	Epistar SMD LED 2835
CRI	>80, >90
Max Run Length*	
Single Feed	10 M
Double Feed	20 M
Beam Angle	120°
Lumen Maintenance	70,000 Hours L70 @ 25°C 50,000 Hours L70 @ 50°C
Temperature Ranges	
Installation	0°C to 50°C
Operating	-40°C to 55°C
Dependability	
Warranty	5 Years Warranty
IP Rating	IP68 Wet location submersible <2m

Optional Color Combinations	Lumen Output
	2200K+5700K 263lm/m+294lm/m
	2700K+5700K 333lm/m+304lm/m
	3000K+5700K 272lm/m+278lm/m

Illuminance Distribution



White Color Charts



SF16 Tunable White Silicone LED Linear Flex

Connection

