

Shenzhen Center for Analysis and Measurement of Material Surface

Test Report

Report No.: SAC2017-05028E

Date: Jul.21, 2017

Page 1 of 5

Customer : OLYMPIA LIGHTING CO,LTD

Address : 3RD FLOOR, NO.14TH, JIANSHE ROAD, HUMEN, DONGGUAN CITY, CHINA

Sample Information:

Sample Name : FLEX LED NEON

Sample Description : 3 PCS

Model/P.O. No. : F15,F16,F21

Item/Lot No. : /

Material : /

Buyer : /

Supplier : /

Manufacturer : /

Received Date : Jul 18, 2017

Test Period : Jul 18, 2017~Jul.21, 2017

Test Requested : According to the customer's requirements, to determine the UV Aging Test.

Test Method:

Test Item	Test Method	Equipment	Model	Calibration period
UV Aging Test	According to ISO4892-3:2016 and the customer's requirements	UV Aging Tester	TL-UV-A-4	Jun.13, 2018

Note(s): /

Test Result(s): Please refer to the following page(s).

Edited by: ningo

Audited by: David.

Approved by: _____



Shenzhen Center for Analysis and Measurement of Material Surface

Test Report

Report No.: SAC2017-05028E


Date: Jul.21, 2017

Page 2 of 5

1. Sample Description

The 9pcs samples were sent by the client for the test.

The representative appearance photo of the samples before the test was shown in Fig.1.








Shenzhen Center for Analysis and Measurement of Material Surface

Test Report

Report No.: SAC2017-05028E

Date: Jul.21, 2017

Page 3 of 5

	
<p>2-1#</p>	<p>2-1#~2-3#</p>
	
<p>3#</p>	<p>3-1#</p>
	<p>/</p>
<p>3-1#~3-3#</p>	<p>/</p>
<p>Fig.1. The representative appearance photo of the samples before the test</p>	

Shenzhen Center for Analysis and Measurement of Material Surface

Test Report

Report No.: SAC2017-05028E

Date: Jul.21, 2017

Page 4 of 5

2. Test Process

According to the client's requirements; the test was performed.

The test condition was shown in Table 1.

Table 1 Test conditions

Exposure period	Lamp type	Irradiance	Black-panel temperature1	Test Time
Light	UVA-340	0.76W/m ² /nm	65°C	48h

3. Test Result

The test results to see the Table 2. According to ISO 105-A02, the value of chromatism and the gray card grade after the test were shown in Table.3.

Table 2 The test results

Test Time	Sample No.	Test Results
48h	1-1#~3-3#	Visual inspection, no change color found on the surface of the samples.

Table 3 The value of chromatism

Sample Time	Sample No.	Before the test			After the test			ΔE	Rating
		L	a*	b*	L	a*	b*		
48h	1-1#	94.14	-0.20	0.94	94.23	-0.35	0.79	0.23	4-5
	1-2#	94.58	-0.23	0.78	94.38	-0.43	0.84	0.29	4-5
	1-3#	94.32	-0.24	0.85	93.94	-0.45	0.76	0.44	4-5
	2-1#	93.98	-0.29	0.99	93.79	-0.01	0.76	0.41	4-5
	2-2#	93.81	-0.30	0.96	94.17	-0.27	0.75	0.41	4-5
	2-3#	93.97	-0.16	0.91	93.85	-0.18	0.82	0.15	5
	3-1#	94.55	-0.10	1.12	94.12	-0.46	1.60	0.74	4-5
	3-2#	94.27	-0.26	1.05	94.28	-0.31	1.12	0.09	5
	3-3#	94.19	-0.32	1.19	93.87	-0.24	1.42	0.41	4-5





Test Report

Report No.: SAC2017-05028E

Date: Jul.21, 2017

Page 5 of 5

4. Photos of the samples after the test

	
1-1#	1-1#~1-3#
	
2-1#	2-1#~2-3#


Shenzhen Center for Analysis and Measurement of Material Surface

Test Report

Report No.: SAC2017-05028E

Date: Jul.21, 2017

Page 6 of 5



*** End of report ***

This report is invalid without the Special Seal of our Center. This report shall not be altered, increased or deleted. The results shown in this report refer only to the sample(s) tested.

Authenticity query URL of report : www.szsac.com Anti-counterfeiting code : BCEC03